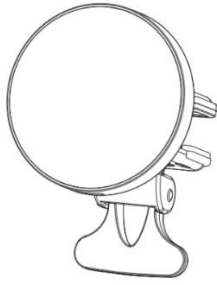


Magsafe Car Charger User Manual



Made in China

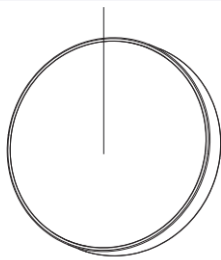
CE FC RoHS  

Product Description

Thank you for buying our products! This product is a magnetic wireless charging, supporting Qi compatible mobile phone charging, for you to bring easy charging experience, no longer have the trouble of winding wires.

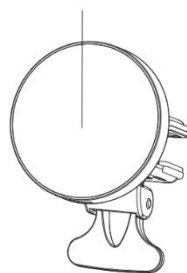
Product Appearance

Mobile phone charging area



Magnetic plane wireless charging

Mobile phone charging area



Magnetic car wireless charging

Instructions:

1. Please power on the device through the fast adapter and Type-C charging cable.
2. After the power is switched on, the LED indicator flashes green for one time and then goes off; The wireless charger does not light up when standby; The green light is steady on during charging. If metal objects or charging anomalies are detected, the green light blinks.

Indicator status

LED Indicator	State
Green light turns off after 1s	Power connected
No light	Stand by
Constant lamp	Fully charged
Green light flashing	Metal object detected or abnormal charging

Parameters

- Product name: magnetic wireless charger
- Input: 5V/3A 9V/2A 12V/1.5A
- output: 5W/7.5W/10W/15W
- Product size: 61*61*27mm

Packing list

Magnetic wireless charger *1

Notes

Please pay attention to the following tips, otherwise it may cause abnormal charging, high charging temperature, intermittent charging, or even not charging. In order to have a better experience, please check this note before you using. Otherwise it may cause prevent abnormal charging, high charging temperature, intermittent

charging, or even not charging.

FAQ

1. Please put the phone at the center of charging area.
2. For fast charging, use the matching data cable in the package and an adapter above the standard QC18W.
3. The charging distance is 2-4mm, please don't wear protective case which is thicker than 4mm. (Magnetic and metal attachments or credit cards will make effects on charging stability, please remove them before charging).
4. The watch has temperature control when the temperature reaches 45°C, which will stop charging automatically. If the temperature is normal, it will continue to charge.
5. The lower temperature is, the faster charging speed is. The charging speed is faster in winter than in summer.
6. Please don't charge in high temperature and humid environments to avoid damage of circuit.
7. Put it at the place that children can't reach to avoid unnecessary accidents.
8. Please place the charger away from flammable and explosive liquids or gases.
9. If you have any problems on this wireless charger, please feel free to contact the seller service.